

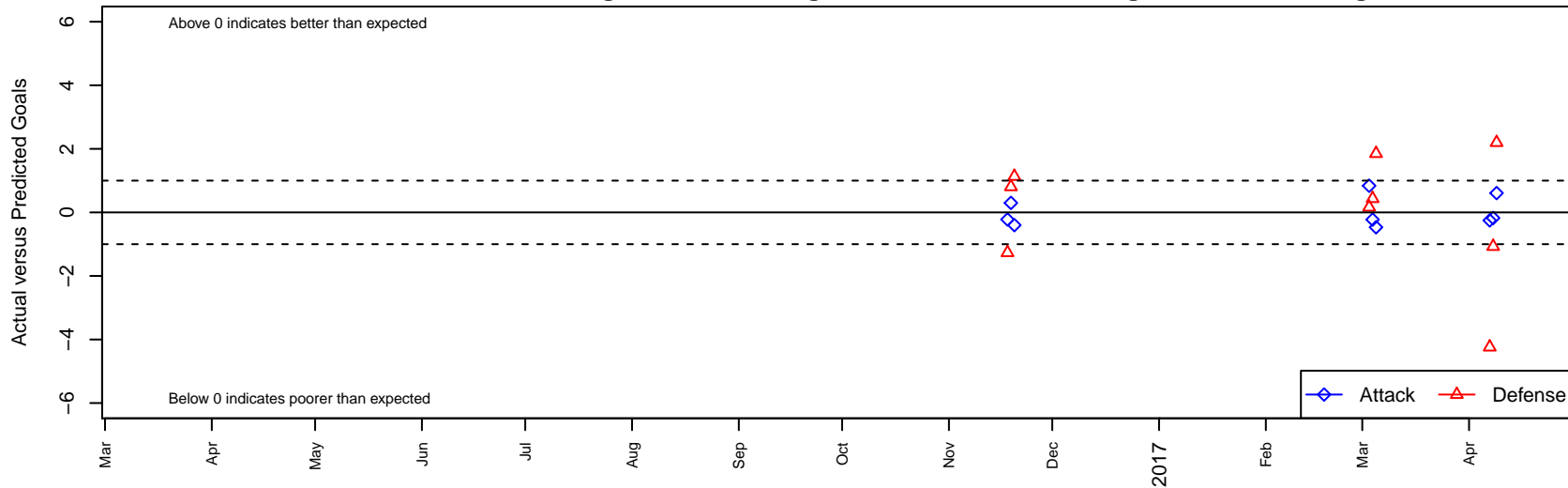
Las Vegas Neon Blue G01

alt names used:

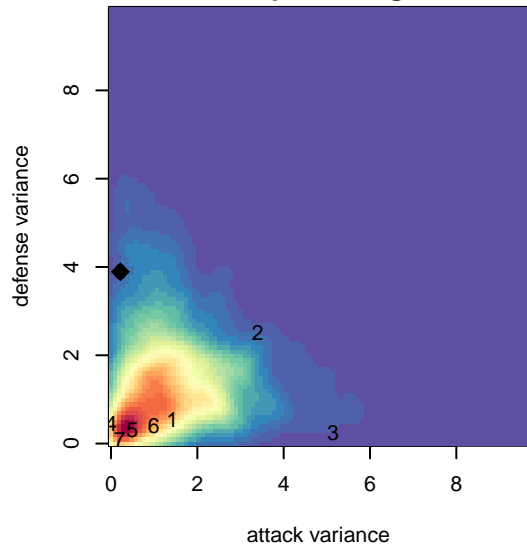
Venues played:
2016 FWRL Desert 2001 U16

, NV
G01 total strength=1456
attack=11.68 defense=8.1

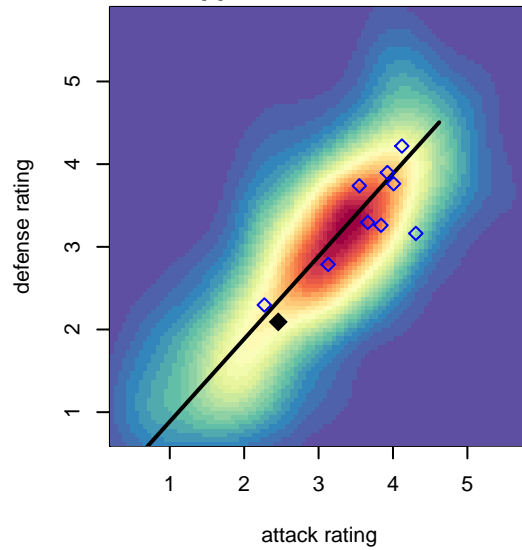
Las Vegas Neon Blue G01
Dots are actual minus expected GF (blue circles) and GA (red triangles).
Blue line is smoothed change in attack strength. Red is smoothed change in defense strength.



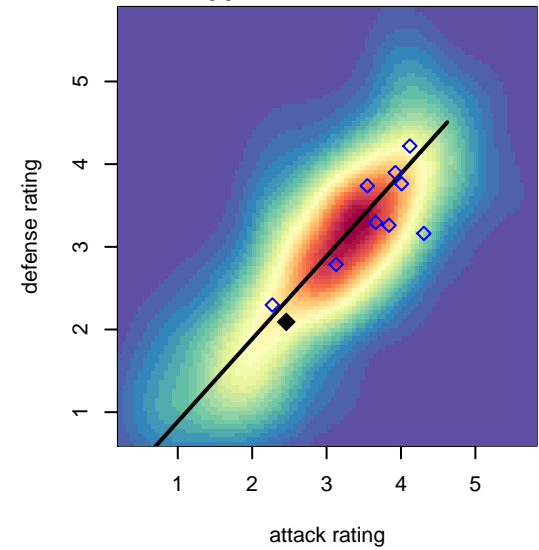
**attack and defense variance (black dot)
relative to other teams
and top 10 in region**



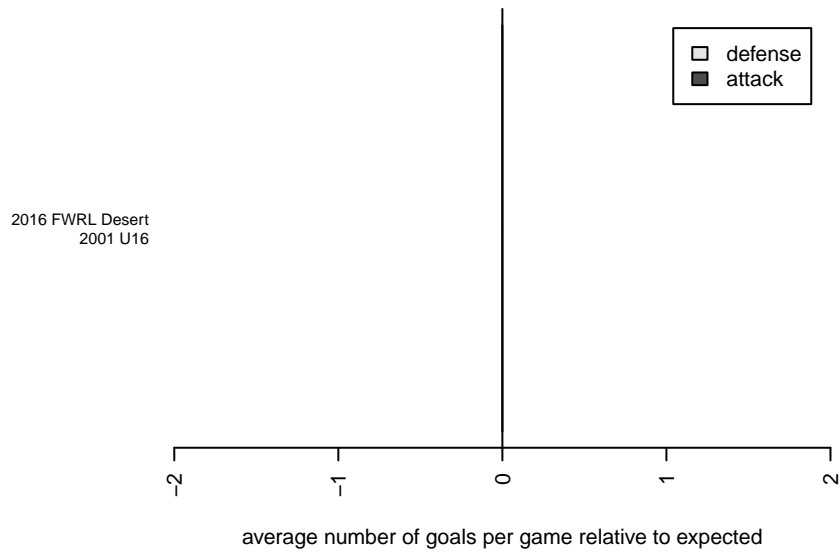
**attack and defense rating
relative to others at age
and all opponents in last 13 months**



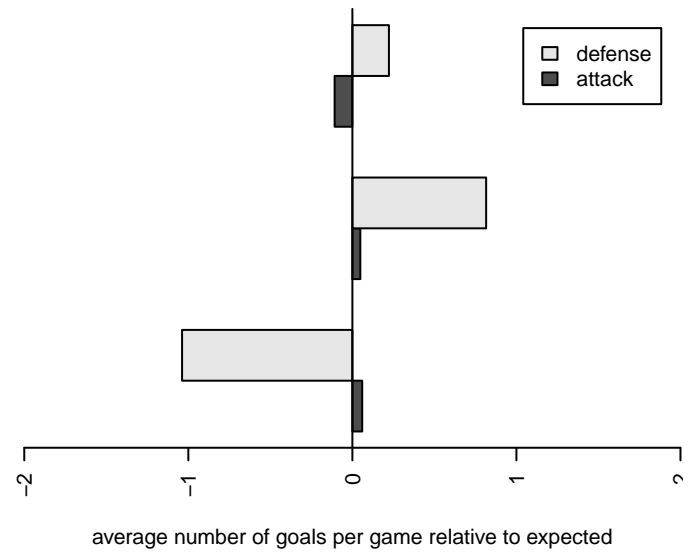
**attack and defense rating
relative to others at age
and all opponents in last 13 months**



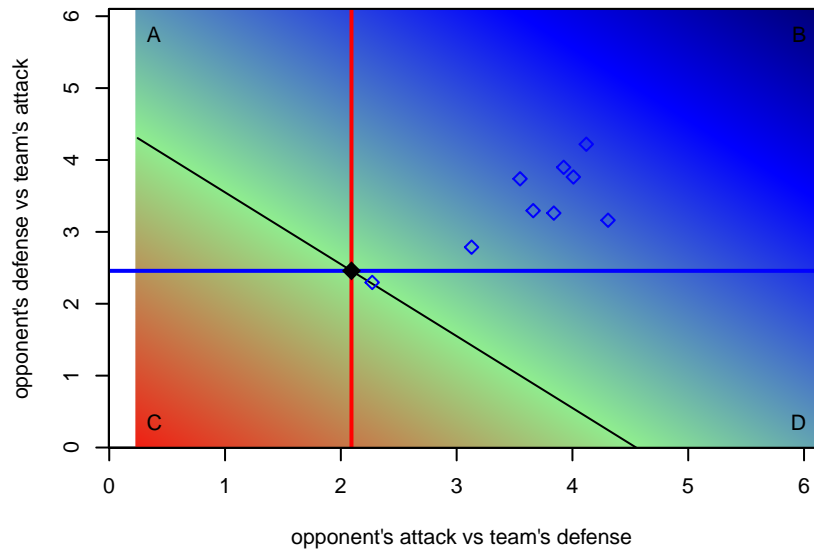
Performance relative to 13 month average



Performance relative to 13 month average



Distribution of opponents
 Red = Lose zone, Blue = Win zone, Green = Even
 Black line separates win/lose zones



lot. A=Neither has attack advantage, B=Opponent has both attack and defense advantage, C=Opponent has both attack and defense disadvantage, D=Both have

date	home		away		venue	pred.home	pred.away
2017-04-09	Las Vegas Premier SA Red G01	3	Las Vegas Neon Blue G01	1	2016 FWRL Desert 2001 U16	5.20	0.39
2017-04-08	Arizona Arsenal Premier Teal G01	9	Las Vegas Neon Blue G01	0	2016 FWRL Desert 2001 U16	7.93	0.18
2017-04-07	Rio Rapids SC G01	8	Las Vegas Neon Blue G01	0	2016 FWRL Desert 2001 U16	3.76	0.25
2017-03-05	Las Vegas Neon Blue G01	0	Scottsdale Blackhawks G01	7	2016 FWRL Desert 2001 U16	0.47	8.85
2017-03-04	Las Vegas Neon Blue G01	0	Utah Celtic FC Premier G01	6	2016 FWRL Desert 2001 U16	0.23	6.43
2017-03-03	Las Vegas Neon Blue G01	2	NM Rush G01	1	2016 FWRL Desert 2001 U16	1.16	1.16
2016-11-20	Las Vegas Neon Blue G01	0	Tucson Red G01	4	2016 FWRL Desert 2001 U16	0.40	5.13
2016-11-19	Arizona Thunder Bayern Elite G01	2	Las Vegas Neon Blue G01	1	2016 FWRL Desert 2001 U16	2.81	0.70
2016-11-18	La Roca Premier FD G01	7	Las Vegas Neon Blue G01	0	2016 FWRL Desert 2001 U16	5.73	0.22